



### District Report Card: 2017


<b>State:</b> Kerala	<b>District:</b> Kasaragod
<b>Class:</b> 8	<b>Subject:</b> Mathematics
<b>Schools:</b> 51	<b>Students:</b> 1318


### Participation/Coverage


#### Students

<div>GENDER</div> <div></div>	Boys		Girls	
	Number	%	Number	%
	652	49.47	666	50.53

<div>AREA</div> <div></div>	Rural		Urban	
	Number	%	Number	%
	1117	84.75	201	15.25

<div>CATEGORY</div> <div></div>	SC		ST		OBC		GEN	
	Number	%	Number	%	Number	%	Number	%
	55	4.17	102	7.74	929	70.49	232	17.60

<div>CWSN</div> <div></div>	LD	VI	HI	S&LD	ID	Oth
	1	6	1	1	3	2

<div>Management</div> <div></div>	Government		Government-aided	
	Number	%	Number	%
	875	66.39	443	33.61

### Average Performance of Students in Mathematics (%)

Overall	Gender		Area		Management		Social Group			
	Male	Female	Rural	Urban	Govt.	Aided	SC	ST	OBC	GEN
44.89	45.53	44.25	45.57	41.06	44.12	46.40	37.94	43.59	44.79	47.50

## Performance on Learning Outcomes (LOs)

Learning Outcomes	Description	Average Performance(%)
M601	Solves problems involving large numbers by applying appropriate operations	40.86
M606	Solves problems on daily life situations involving addition and subtraction of fractions / decimals	40.86
M620	Finds out the perimeter and area of rectangular objects in the surroundings like floor of the class room, surfaces of a chalk box etc.	42.76
M621	Arranges given/collected information in the form of table, pictograph and bar graph and interprets them	45.31
M702	Interprets the division and multiplication of fractions	53.72
M705	Solves problems related to daily life situations involving rational numbers	47.04
M706	Uses exponential form of numbers to simplify problems involving multiplication and division of large numbers	29.09
M707	Adds/subtracts algebraic expressions	48.33
M710	Solves problems related to conversion of percentage to fraction and decimal and vice versa	40.33
M717	Finds out approximate area of closed shapes by using unit square grid/graph sheet	31.18
M719	Finds various representative values for simple data from her/his daily life contexts like mean, median and mode	52.87
M721	Interprets data using bar graph	55.92
M801	Generalizes properties of addition, subtraction, multiplication and division of rational numbers through patterns	36.58
M802	Finds rational numbers between two given rational numbers	43.93
M803	Proves divisibility rules of 2, 3,4, 5, 6, 9 and 11	30.72
M804	Finds squares, cubes, square roots and cube roots of numbers using different methods	45.88
M808	Uses various algebraic identities in solving problems of daily life	55.62
M812	Verifies properties of parallelogram and establishes the relationship between them through reasoning	48.25
M818	Finds surface area and volume of cuboidal and cylindrical object	33.58
M819	Draws and interprets bar charts and pie charts	43.40

Range of Performance of Students who Answered Correctly							
Below 30%		30% - 50%		50% - 75%		Above 75%	
Number	%	Number	%	Number	%	Number	%
384	29.14	566	42.94	189	14.34	179	13.58

## Lowest Performing Learning Outcomes (LOs)

- 1 - Uses exponential form of numbers to simplify problems involving multiplication and division of large numbers (29.09)
- 2 - Proves divisibility rules of 2, 3,4, 5, 6, 9 and 11 (30.72)
- 3 - Finds out approximate area of closed shapes by using unit square grid/graph sheet (31.18)

4 - Finds surface area and volume of cuboidal and cylindrical object (33.58)

5 - Generalizes properties of addition, subtraction, multiplication and division of rational numbers through patterns (36.58)